

# The CUBEMixer a Performance-, Mixing- and Masteringtool

**Thomas Musil**

Institute of Electronic Music  
and Acoustics  
Inffeldgasse 10  
Graz, Austria 8010  
[musil@iem.at](mailto:musil@iem.at)

**Winfried Ritsch**

Institute of Electronic Music  
and Acoustics  
Inffeldgasse 10  
Graz, Austria 8010  
[ritsch@iem.at](mailto:ritsch@iem.at)

**Johannes Zmölning**

Institute of Electronic Music  
and Acoustics  
Inffeldgasse 10  
Graz, Austria 8010  
[zmoelnig@iem.at](mailto:zmoelnig@iem.at)

## Abstract

With the CUBEMixer we created a real time multi-purpose mixing- and masteringtool for multichannel speakersystems or binaural rendering in the 3D-Audio domain. The mixing-system with integrated room-simulation possibilities is written in the graphical programming language Pure-Data. It was originally designed to be used for performances as spatialisation-system and 3D-Audio mastering application and can also be used with additional virtual acoustics in a concert-room. It has several master sections for rendering inputchannels in either 3D-audio with ambisonics or as a bus-subsystem for other spatializations strategies. It can be controlled with either a PD-native GUI over OSC oder MIDI and has a dynamic parameter handling system for storing an loading settings, parameter on files.

This paper describes the possibilities of the CUBEMixer with his plugin- and extensions-system and how the mixer is expansable for many other purposes. The CUBEMixer can be easily extended for special compositions and performances or used as a library for PD.

## Keywords

Spatialisation, Binaural, Mixer, Virtual Room Acoustics

## 1 Introduction

The CUBEMixer[8] thinks of sound as a spatial, sculptural phenomenon and is a softwaretool which can render Sound in an 3D-audioenvironment. The control data should be independent from the current playback/rendering situation. The main target is the use as an higher order ambisonics system. The 3D-spatialising data, azimuth, elevation and distance can also be

interpreted in different domains, either with own master sections, or special ambisonics decoders to render the mix for example in 5.1 surround or even plain stereo.

The CUBEMixer is programmed with the graphical computermusic language Pure-Data [6] with few special external objects libraries [4] and can be extended with plugins, extensions and any other PD-Patch which respects the namespaces.

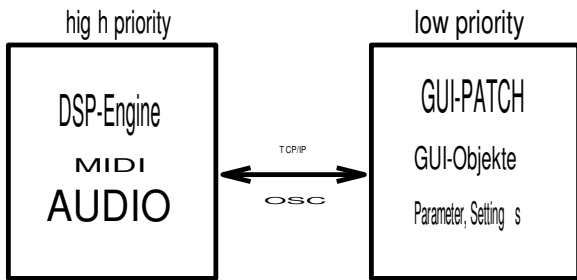
The basics of the software has been developed since 1999 out from different projects for sound-installtion, performances in big concert halls with multichannel audiosystems. It was also used in mastering projects to produce ambisonics audiofiles and within a lot of research and experiments done at IEM. The software original intended to drive the CUBE [12], a concert hall with 82 speaker over 54 channels at IEM. It was later generalized and adapted for the use in different audio environments. It is distributed under GPL. The goal is to find a common performance standard for audio mixed in the 3D-domain.

## 2 Architecture of the system

The software is split into a DSP-Patch and a GUI-Patch to be run on separate PD-instances, so the latency dangerous GUI-control is separated from the low latency DSP-Patch. Also it is possible to remote-control the audioworkstation with the DSP-Patch over TCP/IP. The connection between them is done with OSC<sup>1</sup>[10] and should be run over a TCP/IP Link, but also an UDP-connection is sufficient.

---

<sup>1</sup>Open Sound Control Protocol



Zeichnung 1: running GUI and DSP in an own PD-Instance

The mixer is split into configurable number of input sections assignable to individual input signals, with different optional encoders and a master section with extensions like the different decoder and subwoofer-system, effects, 3D-reverbs, soundfile-player/recorder and other tools. At the time of writing an ambisonics decoder for a 24.1 channel Speaker system in an Hemisphere doing 4<sup>th</sup> order ambisonics [1,2,3], a binaural rendering stage using the an ambisonics decoder with HRTF-Filters [5], a busmixer and 64x64-matrix for routings to output signals eg. DACs, a subwoofer mastersection, “room in room simulation”, and 3D-reverberation. In the ambisonics domain, the 25 ambisonics signals can be used as a storage format for spatialized soundfiles.

Additionally all paramters can be stored and loaded from files, where the parameter naming follows the OSC style. Testsignal generators and soundfile -player, -recorder complete the Version 2 of the CUBEmixer.

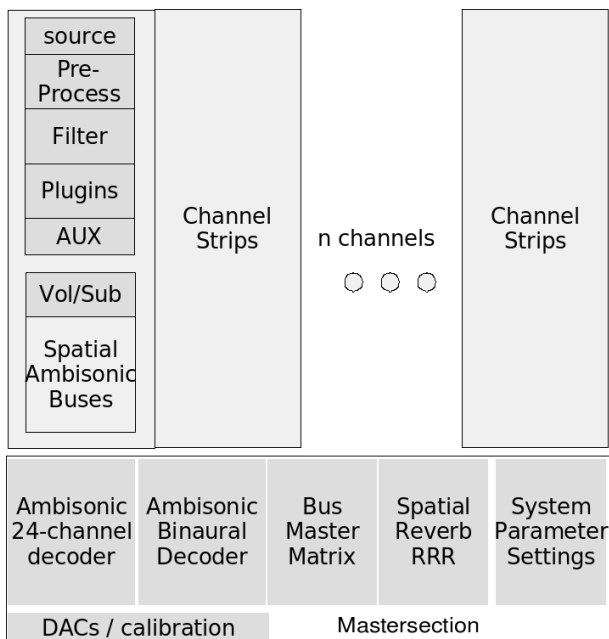


figure 2: mixer organisation

## 2.2 Input Section

Inputs are channels which can be assigned to ADCs of the soundcard or other sources in the system generated by effects, soundfile players, AUX-routings and free definable signals from extensions.

Each input can be routed to AUX-Sums and to a ambisonics encoder or the to a bus matrix.

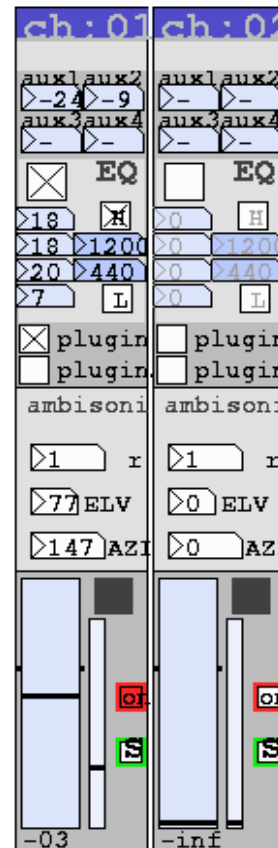


Abbildung 1: input channel overview GUI

Also plugins can be configured, not only to modify signals as also control other parameter of the systems eg. to link channel effects.

The spatial control data is an abstract set of the angles elevation, azimuth and the distance r. This is used in the ambisonics encoder to spatialize audio and control the width of the signal, imidation distance. The volume section allows an additional output to the subwoofer master section.

## 2.3 Extensions

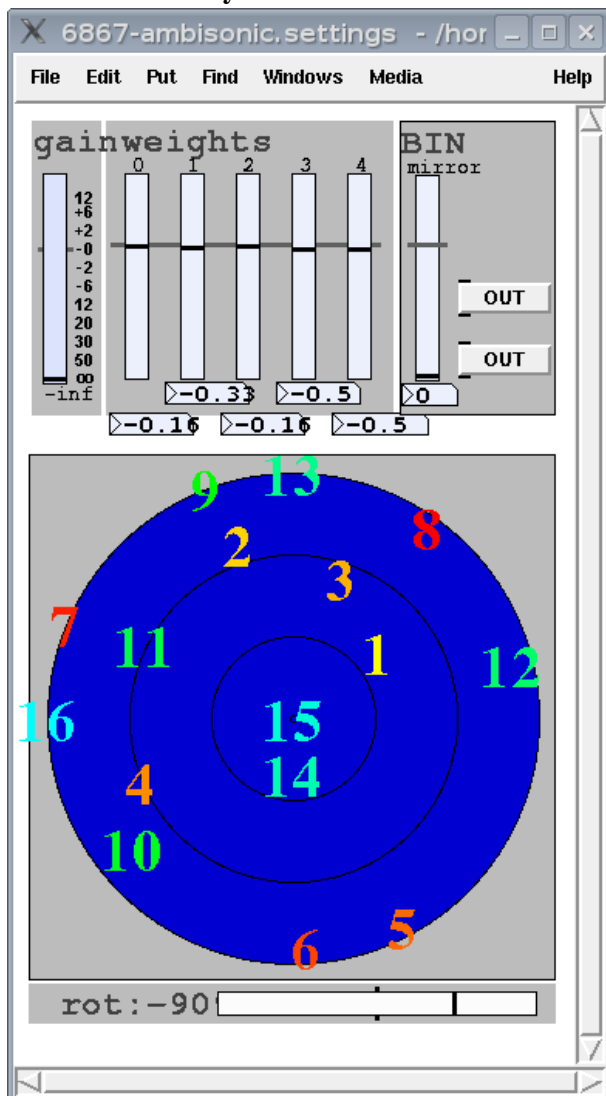
Extensions are modules in the master section which provide sinks and sources for the input channels. The ambisonic decoders are extensions, like the busmaster, reverbs, soundfile player, etc. Special computemusic pieces can be also included.

## 2.4 Controller

Since OSC with the dynamic naming mechanism is used as base for controls, the pattern matching system of OSC is used for filtering parameter groups and store them in separate files or control a whole bunch of parameter parallel. Generative complex movement algorithms can be implemented as patches, with their own parameter room.

The OSC control data can be mapped to MIDI connections, so MIDI-sequencers can store control data and play them back. Also the system is designed to be driven by MIDI-Controller like Fader-Boxes or other sensoric systems.

## 3 ambisonics system



In this version ambisonics is used in 4<sup>th</sup> order for horizontal and vertical spatialization as a maximum. The encoder can be used to feed a weightable order resolution of the 25-channel

ambisonics signal to control the width of the source. This is used to code the distance of the signal toward the center.

The ambisonics-decoder renders the ambisonics signal to the actual speaker settings, in our case 24 speaker hemisphere, having an own decoding matrix parameter set. For each speaker setup an own parameter set for the decoder has to be calculated. The speakers can be calibrated in volume and propagation time correction, so the offset in the distances of the speaker to the center can be equalized. Of course a well arranged speaker sets sounds better than an odd one, but also not perfect speaker distributions can be handled efficient.

As an special feature, the ambisonics rendered signal can be stored and played back later without the use of inputs, enabling the playback of additional complex sound environments in parallel.

## 4 3D reverberation system

Since CUBEMixer can render audio signals in the 3D-domain, first reflections and late reverb can also be spatialized. With this feature the reverb sounds more natural and transparent. Especially the spatialization of the late reverb allows the construction of virtual acoustic rooms with different dimensions in different directions, e.g. staying in the corners of a room or simulate a room besides the main room.

## 5 Binaural rendering

The ambisonics signals can also be rendered on an binaural ambisonics-decoder. Therefore a 4<sup>th</sup> order ambisonics decoder is used, applying HRTF-functions on virtual speaker. This is used also to set up complex spatialization-productions with headphones for preproduction before moving to the concert hall.

Important for the good performance of the binaural rendering is a room simulation, which is a multichannel reverb-system. Plugins can produce first reflections which are also spatialized using a virtual room model.

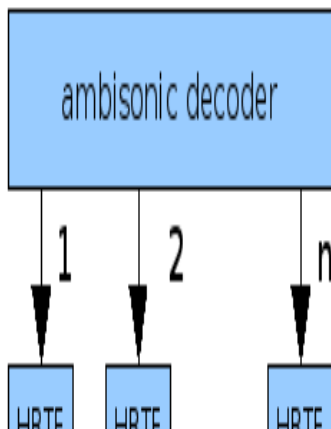
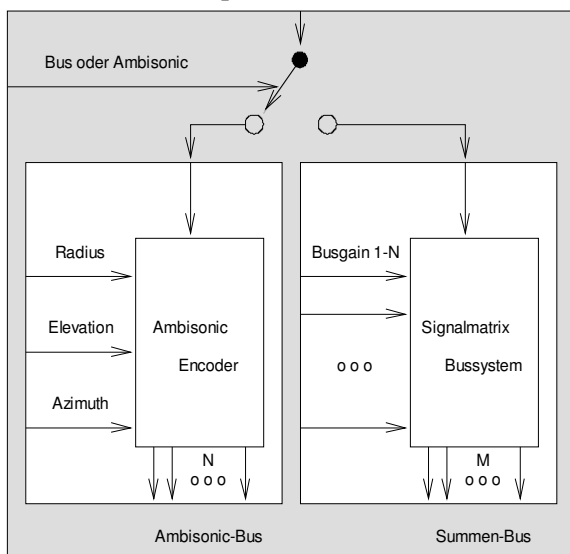


figure 2: Ambisonic Binaural Renderer

## 6 Room in Room Simulation

With the usage of microphones in the performance room, preferable to be mounted on the walls, a “room in room reverberation” (RRR) can be build. The RRR module renders the reflections and reverb in the same room. So virtual acoustical rooms, on top of the physical room acoustic can be constructed for performances and rehearsals.



## 7 Tools, Control and Storage

The control of the CUBEMixer is done with OSC, which can be mapped to/from MIDI and can be adapted to a lot of environments for rendering 3D-audio and virtual acoustics.

## 8 Conclusion

The CUBEMixer has proofed to be general tool rendering 3D-Audio in different situations and is

also ready to be extended with other render domains like vector-panning, etc. It can be run in dedicated computemusik workstation as a distribution system in sound-installation and concert halls and on laptops for binaural productions.

The CUBEMixer is an open source project licenced under GPL and can be downloaded from sourceforge or checked out from svn from the IEM opensource projects site at <http://iem.sourceforge.net/>

## 9 References

- [1] Gerzon, M. A. (1985). “Ambisonics in Multichannel Broadcasting and Video”, J. Audio Eng. Soc., 33(11), pp. 859-871.
- [2] Malham, D. G. (1992). Experience with Large Area 3D Ambisonic Sound Systems. In Proc. Inst. Acoust.
- [3] Musil, T. and J. Zmölnig, M. Noisternig, A. Sontacchi, Robert Höldrich: AMBISONIC 3D-Beschallungssystem 5.Ordnung für PD, IEM Report 15/2003
- [4] Musil, T.: IEMLIB für PD, IEM Report 12/2003
- [5] Noisternig N and A. Sontacchi, T. Musil, R. Höldrich: A 3D Ambisonic based Binaural Sound Reproduction System" AES 24th International Conference, 26-28 June 2003, Banff, Canada
- [6] Puckette, M. 1996. "Pure Data: another integrated computer music environment." Proceedings, Second Intercollege Computer Music Concerts, Tachikawa, Japan, pp. 37-41.
- [7] Ritsch W. and R. Höldrich, C. Frauenberger: *Internet Archive for Electronic Music IAEM-iARS internet Audio Rendering System*, AES 24th International Conference, 26-28 June 2003, Banff, Canada.
- [8] Ritsch W. and Musil T., Zmölnig J., Höldrich R. (1995):*Implementation eines kombinierten Ambisonic- und Bus-Mixers für den Einsatz in 3D Audio Environments*, IEM Report 28/05
- [9] Sontacchi, A.: Neue Ansätze der Schallfeldreproduktion, Dissertation der TU Graz 2001
- [10] Wright, M. and A. Freed 1997. Open Sound Control: A New Protocol for Communicating with Sound Synthesizers. Proceedings of the

International Computer Music Conference,  
Thessaloniki, Hellas, pp. 101-104.

- [11] Zmölnig, J and W. Ritsch, A. Sontacchi: "*Der IEM CUBE - ein periphones (Re)Produktionssystem*", 22.TMT, Produktforum, Jahrestagung des Vereins Deutscher Tonmeister, Hannover, November 2002
- [12] Zmölnig J. and W. Ritsch, A. Sontacchi: "*The IEM CUBE*", ICAD - International Conference on Auditory Display, July 7-9, 2003, Boston University, Boston, MA